

CHIME ages of zircons in granitic gneiss and granite from Samilpo, southeastern Democratic People's Republic of Korea

**Takenori KATO*, Kazuhiro SUZUKI*, Taisei MORISHITA*
and Chinatsu YONEZAWA****

** Department of Earth and Planetary Sciences, Graduate School of Science,
Nagoya University, Nagoya, 464-01, Japan*

*** Remote Sensing Technology Center of Japan, 1-9-9, Roppongi,
Minato-ku, Tokyo 106, Japan*

(Received September 19, 1997 / Accepted October 24, 1997)

ABSTRACT

The CHIME (chemical Th-U-total Pb isochron method) dating was carried out for zircons from pyrope-rich (Prp₂₈ – Prp₃₂) garnet-bearing granitic gneiss and topaz-bearing biotite granite from the Samilpo region in the southeastern part of Democratic People's Republic of Korea. Zircons from the garnet-bearing granitic gneiss show a distinct core-rim structure; the cores yield an early Proterozoic age of 2133 ± 56 Ma, and the rims yield a poorly refined age of ca. 1500 Ma. The core and rim ages agree well with those for protolith formation and high-grade metamorphism, respectively, of the basement gneiss complex in the Gyeonggi Massif. Zircons from the topaz-bearing granite show a middle Jurassic age of 172 ± 4 Ma, suggesting the granite to be assigned to the Jurassic Daebo Granite.

INTRODUCTION

The Gyeonggi Massif occupies the central part of the Korean Peninsula, and together with the Nangrim and Yeongnam Massifs, it is one of the major tectonic units where middle Proterozoic metamorphic rocks widely occur (Na and Lee, 1973; Lee et al., 1974; Na, 1977; Cho et al., 1995; Chwae et al., 1996; Turek and Kim, 1996). In the northern part of the Gyeonggi Massif, there lies the Imjingang Fold Belt as shown in Fig. 1 (Ri and Ri, 1990). This belt involves the Sangwon Supergroup, the Joseon Supergroup and the Yeoncheon Group (or the Rimjin System), and is characterized by an EW structural trend. Recent geochronological studies revealed that rocks in the Imjingang Fold Belt have undergone, at least partly, the greenschist to amphibolite facies metamorphism at ca. 250 Ma (Cho et al., 1995; Ree et al., 1996; Cho et al., 1996). Thus, many authors consider that the Imjingang Fold Belt is an eastward continuation of the Dabie – Su-Lu collisional belt in China and extends in EW direction to the east coast of the Korean Peninsula (Ri and Ri, 1990; Cluzel et al., 1991; Cluzel, 1992; Liu, 1993; Yin and Nie, 1993; Ernst et al., 1994; Cho et al., 1995; Ree et al., 1996). If this is the case, the Gyeonggi and Nangrim Massifs

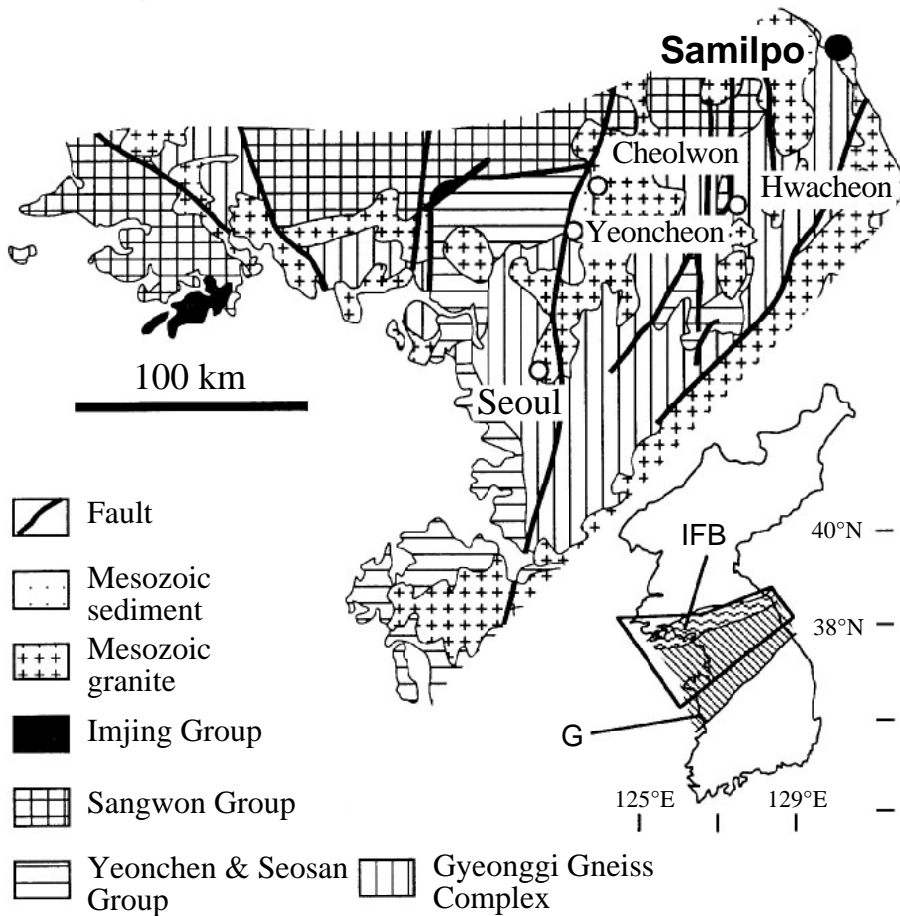


Fig. 1. Geological map of the Gyeonggi Massif. G: the Gyeonggi Massif, and IFB: the Imjing Fold Belt.

are totally different tectonic units before their collision at ca. 250 Ma. In this connection, more geochronological data are indispensable on the Gyeonggi and Nangrim massifs. However, little chronological data are available on basement rocks in Democratic People's Republic of Korea (D. P. R. K.).

To shed more light on the tectonic setting of the Korean peninsula, we determined the CHIME ages of zircons from granitic gneiss and granite from the Samilpo region, southeastern D. P. R. K. The Samilpo region is located within the postulated extension of the Imjingang Fold Belt (Fig. 1). This paper reports the preliminary age results, and will discuss the problem whether the Imjingang Fold Belt runs through the Korean Peninsula to the east coast or not.

SAMPLE DESCRIPTION

Samples collected from the coast of Samilpo are garnet-bearing granitic gneiss and topaz-bearing biotite granite. The detailed occurrences of these samples are unclear.

The sample of garnet-bearing granitic gneiss is leucocratic and has a tonalitic modal composition; it consists mainly of quartz (51%) and plagioclase (44%) with trace amounts of garnet, biotite, muscovite and zircon. Quartz forms anhedral grains, and some grains recrystallize with remnants of vaguely outlined original form. Plagioclase, about 2 mm in size, ranges in composition from An₂₈ to An₃₄, and is replaced by fine-grained muscovite flakes along cleavage and twinning plane. Garnet occurs as euhedral grains up to 5 mm in size, and is pyrope - almandine solid solution (Alm₆₁-Alm₆₆ and Prp₂₈-Prp₃₃). Most garnet grains are replaced by biotite and muscovite along grain margins and fractures. Biotite underwent extensive chloritization. Zircon occurs in garnet, quartz and plagioclase. Individual zircon grains are subrounded, and translucent to transparent.

Granite is leucocratic and coarse-grained. It consists mainly of quartz (42%), K-feldspar (37%), plagioclase (18%) and biotite (2%) with accessory topaz, zircon and ilmenite. Secondary muscovite replaces some biotite flakes and plagioclase cores. Quartz forms anhedral grains of 0.5 - 4 mm in size. K-feldspar, 0.5 - 7 mm in size, is microcline perthite with albite lamella about 35% by volume. Some K-feldspar grains include plagioclase and quartz grains. Plagioclase is euhedral, and shows little compositional zoning. Topaz occurs as inclusion in plagioclase and as tiny discrete grain in grain boundaries between major constituent phases. Zircon occurs mainly as inclusion in biotite and quartz. Most zircon grains show concentric growth zoning with metamict cores.

CHIME AGE DETERMINATION

Zircon grains in conventional polished thin sections were analyzed on JEOL JCSA-733 electron-probe microanalyzer. Accelerating voltage, probe current and probe diameter were kept at 15 kV, 0.2 μ A and 5 μ m, respectively. The details of the analytical procedure and the CHIME age calculation were described in Suzuki and Adachi (1991a, 1991b, 1994) and Suzuki et al. (1991, 1994). The ThO₂, UO₂ and PbO analyses together with UO₂^{*} values (measured UO₂ plus UO₂ equivalent of measured ThO₂) and apparent ages of zircons from the garnet-bearing granitic gneiss and topaz-bearing biotite granite are listed in Tables 1 and 2, respectively.

A total of 76 spots of 6 zircon grains (grain ID = Z01 - Z06) were analyzed for the garnet-bearing granitic gneiss. Data points for central portions of grains 1 to 6 (55 analyses) are arrayed linearly on the UO₂^{*} - PbO diagram (Fig. 2), and yield an isochron of 2133 \pm 56 Ma (MSWD = 0.22) with an intercept value of 0.0006 \pm 0.0006. Data points for marginal portions of these grains are

Table 1. Electron microprobe analysis of ThO₂, UO₂ and PbO of zircon grains from garnet-bearing granitic gneiss.

| Grain ID | Status | ThO ₂ wt. % | UO ₂ wt. % | PbO wt. % | Age [†] Ma | UO ₂ wt. % | Grain ID | Status | ThO ₂ wt. % | UO ₂ wt. % | PbO wt. % | Age [†] Ma | UO ₂ wt. % |
|----------|--------|------------------------|-----------------------|-----------|---------------------|-----------------------|----------|--------|------------------------|-----------------------|-----------|---------------------|-----------------------|
| Z01 | | 0.011 | 0.035 | 0.0136 | 2116 | 0.0379 | Z05 | | 0.018 | 0.053 | 0.0225 | 2258 | 0.0575 |
| Z01 | | 0.019 | 0.023 | 0.0102 | 2166 | 0.0276 | Z05 | | 0.013 | 0.062 | 0.0236 | 2123 | 0.0655 |
| Z01 | | 0.028 | 0.020 | 0.0107 | 2263 | 0.0273 | Z05 | | 0.024 | 0.052 | 0.0211 | 2130 | 0.0583 |
| Z01 | | 0.004 | 0.108 | 0.0349 | 1938 | 0.1090 | Z05 | | 0.192 | 0.332 | 0.1441 | 2203 | 0.3806 |
| Z01 | | 0.015 | 0.055 | 0.0208 | 2106 | 0.0583 | Z05 | | 0.007 | 0.014 | 0.0064 | 2323 | 0.0157 |
| Z01 | | 0.004 | 0.072 | 0.0225 | 1889 | 0.0725 | Z05 | | 0.010 | 0.071 | 0.0254 | 2054 | 0.0736 |
| Z01 | | 0.013 | 0.039 | 0.0151 | 2122 | 0.0419 | Z05 | m | 0.007 | 0.084 | 0.0146 | 1140 | 0.0857 |
| Z01 | | 0.004 | 0.060 | 0.0210 | 2036 | 0.0615 | Z05 | m | 0.009 | 0.023 | 0.0047 | 1239 | 0.0251 |
| Z01 | | 0.012 | 0.064 | 0.0218 | 1950 | 0.0675 | Z05 | m | 0.016 | 0.047 | 0.0077 | 1006 | 0.0520 |
| Z01 | | 0.017 | 0.024 | 0.0095 | 1980 | 0.0288 | Z06 | m | 0.009 | 0.065 | 0.0121 | 1197 | 0.0672 |
| Z01 | | 0.013 | 0.028 | 0.0113 | 2155 | 0.0307 | Z06 | | 0.008 | 0.070 | 0.0245 | 2027 | 0.0722 |
| Z01 | | 0.007 | 0.051 | 0.0170 | 1960 | 0.0523 | Z06 | | 0.020 | 0.066 | 0.0282 | 2277 | 0.0713 |
| Z01 | | 0.007 | 0.028 | 0.0094 | 1894 | 0.0302 | Z06 | | 0.030 | 0.081 | 0.0334 | 2195 | 0.0887 |
| Z01 | | 0.015 | 0.020 | 0.0074 | 1860 | 0.0243 | Z06 | | 0.021 | 0.022 | 0.0107 | 2248 | 0.0275 |
| Z01 | | 0.013 | 0.075 | 0.0255 | 1957 | 0.0786 | Z06 | | 0.028 | 0.062 | 0.0222 | 1936 | 0.0694 |
| Z01 | m | 0.014 | 0.091 | 0.0244 | 1621 | 0.0950 | Z06 | | 0.013 | 0.027 | 0.0106 | 2088 | 0.0301 |
| Z01 | | 0.013 | 0.051 | 0.0195 | 2124 | 0.0541 | Z06 | | 0.018 | 0.023 | 0.0084 | 1849 | 0.0278 |
| Z01 | m | 0.022 | 0.092 | 0.0219 | 1447 | 0.0977 | Z06 | | 0.015 | 0.034 | 0.0140 | 2149 | 0.0382 |
| Z01 | m | 0.029 | 0.091 | 0.0218 | 1429 | 0.0987 | Z06 | | 0.018 | 0.026 | 0.0101 | 1966 | 0.0309 |
| Z01 | m | 0.009 | 0.037 | 0.0106 | 1677 | 0.0396 | Z06 | | 0.013 | 0.022 | 0.0086 | 2031 | 0.0253 |
| Z01 | m | 0.015 | 0.041 | 0.0110 | 1550 | 0.0452 | Z06 | | 0.012 | 0.035 | 0.0131 | 2050 | 0.0381 |
| Z01 | m | 0.017 | 0.049 | 0.0112 | 1358 | 0.0538 | Z06 | | 0.018 | 0.035 | 0.0152 | 2231 | 0.0395 |
| Z02 | | 0.076 | 0.056 | 0.0281 | 2168 | 0.0758 | Z06 | | 0.021 | 0.026 | 0.0116 | 2168 | 0.0313 |
| Z02 | | 0.008 | 0.047 | 0.0192 | 2256 | 0.0491 | Z06 | | 0.022 | 0.037 | 0.0149 | 2056 | 0.0431 |
| Z02 | | 0.021 | 0.032 | 0.0113 | 1839 | 0.0377 | Z07 | rm | 0.005 | 0.069 | 0.0098 | 948 | 0.0708 |
| Z02 | | 0.041 | 0.043 | 0.0209 | 2258 | 0.0534 | Z07 | rm | 0.012 | 0.065 | 0.0116 | 1133 | 0.0686 |
| Z02 | | 0.020 | 0.026 | 0.0095 | 1867 | 0.0311 | Z07 | rm | 0.009 | 0.061 | 0.0083 | 901 | 0.0634 |
| Z02 | | 0.012 | 0.029 | 0.0110 | 2057 | 0.0318 | Z07 | rm | 0.006 | 0.048 | 0.0081 | 1102 | 0.0494 |
| Z02 | m | 0.009 | 0.129 | 0.0266 | 1325 | 0.1315 | Z07 | r | 0.028 | 0.028 | 0.0092 | 1644 | 0.0352 |
| Z02 | m | 0.014 | 0.020 | 0.0044 | 1247 | 0.0233 | Z07 | r | 0.008 | 0.023 | 0.0059 | 1516 | 0.0249 |
| Z03 | | 0.004 | 0.015 | 0.0049 | 1881 | 0.0159 | Z07 | r | 0.009 | 0.027 | 0.0072 | 1555 | 0.0295 |
| Z03 | | 0.009 | 0.020 | 0.0074 | 973 | 0.0226 | Z07 | r | 0.017 | 0.040 | 0.0103 | 1492 | 0.0443 |
| Z03 | m | 0.009 | 0.052 | 0.0140 | 1638 | 0.0538 | Z07 | r | 0.010 | 0.030 | 0.0080 | 1572 | 0.0323 |
| Z03 | m | 0.015 | 0.070 | 0.0141 | 1259 | 0.0740 | Z07 | r | 0.006 | 0.018 | 0.0041 | 1368 | 0.0195 |
| Z03 | | 0.013 | 0.040 | 0.0159 | 2167 | 0.0429 | Z07 | r | 0.010 | 0.033 | 0.0096 | 1681 | 0.0358 |
| Z03 | | 0.008 | 0.014 | 0.0047 | 1855 | 0.0155 | Z07 | r | 0.008 | 0.026 | 0.0081 | 1787 | 0.0280 |
| Z03 | m | 0.004 | 0.056 | 0.0094 | 1109 | 0.0569 | Z07 | r | 0.006 | 0.059 | 0.0157 | 1631 | 0.0607 |
| Z03 | m | 0.005 | 0.049 | 0.0067 | 918 | 0.0501 | Z07 | r | 0.037 | 0.070 | 0.0166 | 1350 | 0.0803 |
| Z03 | m | 0.029 | 0.111 | 0.0238 | 1312 | 0.1191 | Z07 | r | 0.005 | 0.073 | 0.0186 | 1578 | 0.0748 |
| Z03 | m | 0.005 | 0.069 | 0.0155 | 1426 | 0.0703 | Z07 | m | 0.046 | 0.070 | 0.0210 | 1608 | 0.0826 |
| Z03 | | 0.004 | 0.062 | 0.0212 | 2013 | 0.0630 | Z07 | m | 0.013 | 0.116 | 0.0283 | 1515 | 0.1196 |
| Z03 | m | 0.011 | 0.053 | 0.0150 | 1676 | 0.0561 | Z07 | m | 0.058 | 0.210 | 0.0753 | 2004 | 0.2252 |
| Z03 | m | 0.005 | 0.062 | 0.0112 | 1175 | 0.0635 | Z07 | | 0.050 | 0.077 | 0.0318 | 2098 | 0.0896 |
| Z03 | m | 0.004 | 0.056 | 0.0127 | 1441 | 0.0569 | Z07 | | 0.058 | 0.071 | 0.0287 | 1997 | 0.0862 |
| Z04 | | 0.012 | 0.028 | 0.0122 | 2276 | 0.0308 | Z07 | | 0.038 | 0.060 | 0.0271 | 2249 | 0.0696 |
| Z04 | | 0.004 | 0.057 | 0.0188 | 1961 | 0.0578 | Z07 | | 0.005 | 0.060 | 0.0132 | 1398 | 0.0613 |
| Z04 | | 0.016 | 0.041 | 0.0170 | 2220 | 0.0445 | Z07 | | 0.013 | 0.123 | 0.0435 | 2052 | 0.1262 |
| Z04 | | 0.014 | 0.043 | 0.0183 | 2278 | 0.0462 | Z07 | | 0.039 | 0.053 | 0.0218 | 2045 | 0.0635 |
| Z05 | | 0.005 | 0.093 | 0.0306 | 1952 | 0.0946 | Z07 | m | 0.021 | 0.164 | 0.0520 | 1874 | 0.1694 |
| Z05 | | 0.011 | 0.097 | 0.0322 | 1954 | 0.0995 | Z07 | | 0.006 | 0.057 | 0.0121 | 1355 | 0.0583 |
| Z05 | | 0.023 | 0.070 | 0.0292 | 2224 | 0.0761 | Z07 | | 0.006 | 0.076 | 0.0159 | 1343 | 0.0774 |
| Z05 | | 0.146 | 0.272 | 0.1119 | 2127 | 0.3097 | Z07 | | 0.007 | 0.076 | 0.0189 | 1544 | 0.0781 |
| | | | | | | | Z07 | | 0.012 | 0.072 | 0.0166 | 1430 | 0.0751 |

UO₂[‡]: sum of ThO₂ and UO₂ equivalent of UO₂Age[†]: apparent age

Staus shows: r = rim of grain and m = metamict, respectively.

plotted below the 2133 Ma isochron, and yield poorly defined isochron of 1431 ± 184 Ma (MSWD = 0.83).

To know the age zoning within zircon grains, detailed analyses were carried out on another grain (grain ID = Z07). This grain shows a distinct core-rim structure; the core is characterized by concentric zones of variable Y and Hf concentrations, and the rim by a homogeneous Y and Hf distribution. The Y- and Hf-distribution patterns in the core, presumably resulted from growth zoning at the igneous stage, are crosscut by the homogeneous rim. As shown in Fig. 3, seven data points for the core define an isochron of 1976 ± 222 Ma

Table 2. Electron microprobe analyses of ThO₂, UO₂ and PbO of zircon grains from topaz-bearing biotite granite.

| Grain ID | Status | ThO ₂ wt. % | UO ₂ wt. % | PbO wt. % | Age ^a Ma | UO ₂ [*] wt. % |
|----------|--------|------------------------|-----------------------|-----------|---------------------|------------------------------------|
| Z01 | m | 2.073 | 1.083 | 0.0249 | 107 | 1.7286 |
| Z01 | m | 1.599 | 2.122 | 0.0323 | 92 | 2.6208 |
| Z01 | m | 1.833 | 2.711 | 0.0457 | 104 | 3.2826 |
| Z01 | m | 0.730 | 1.217 | 0.0189 | 97 | 1.4450 |
| Z01 | m | 1.244 | 1.321 | 0.0360 | 156 | 1.7074 |
| Z01 | m | 0.250 | 0.550 | 0.0148 | 175 | 0.6276 |
| Z01 | m | 2.001 | 0.584 | 0.0285 | 175 | 1.2049 |
| Z01 | m | 1.140 | 2.094 | 0.0325 | 99 | 2.4495 |
| Z01 | m | 4.042 | 1.457 | 0.0434 | 119 | 2.7154 |
| Z01 | m | 1.053 | 0.778 | 0.0249 | 167 | 1.1045 |
| Z01 | m | 0.846 | 1.910 | 0.0314 | 107 | 2.1734 |
| Z01 | m | 1.741 | 2.679 | 0.0434 | 100 | 3.2217 |
| Z01 | m | 2.176 | 3.007 | 0.0636 | 128 | 3.6839 |
| Z01 | m | 1.817 | 2.700 | 0.0772 | 175 | 3.2637 |
| Z01 | m | 2.166 | 1.728 | 0.0329 | 102 | 2.4031 |
| Z01 | m | 0.947 | 1.774 | 0.0464 | 166 | 2.0673 |
| Z01 | m | 1.002 | 1.645 | 0.0350 | 133 | 1.9571 |
| Z01 | m | 1.668 | 1.318 | 0.0308 | 125 | 1.8374 |
| Z01 | m | 2.928 | 0.899 | 0.0426 | 175 | 1.8066 |
| Z01 | m | 0.369 | 0.452 | 0.0128 | 167 | 0.5664 |
| Z01 | m | 0.826 | 1.918 | 0.0280 | 96 | 2.1761 |
| Z01 | m | 0.945 | 2.038 | 0.0469 | 149 | 2.3316 |
| Z01 | m | 2.197 | 1.463 | 0.0185 | 64 | 2.1501 |
| Z01 | m | 2.005 | 1.233 | 0.0206 | 82 | 1.8590 |
| Z01 | m | 0.540 | 0.697 | 0.0191 | 164 | 0.8643 |
| Z01 | m | 1.246 | 1.116 | 0.0343 | 169 | 1.5025 |
| Z01 | m | 0.868 | 1.044 | 0.0295 | 166 | 1.3138 |
| Z01 | m | 0.559 | 0.769 | 0.0153 | 121 | 0.9433 |
| Z01 | m | 0.747 | 0.628 | 0.0192 | 165 | 0.8598 |
| Z01 | m | 0.450 | 0.573 | 0.0177 | 184 | 0.7129 |
| Z02 | m | 0.438 | 1.215 | 0.0163 | 90 | 1.3521 |
| Z02 | m | 0.439 | 0.520 | 0.0156 | 176 | 0.6565 |
| Z02 | m | 0.604 | 0.939 | 0.0165 | 109 | 1.1278 |
| Z02 | m | 4.055 | 1.635 | 0.0340 | 87 | 2.9003 |
| Z02 | m | 3.362 | 1.500 | 0.0603 | 176 | 2.5424 |
| Z02 | m | 0.358 | 0.919 | 0.0100 | 72 | 1.0309 |
| Z02 | m | 0.132 | 0.538 | 0.0094 | 121 | 0.5790 |
| Z02 | m | 0.771 | 0.589 | 0.0188 | 168 | 0.8287 |
| Z02 | m | 0.539 | 0.866 | 0.0203 | 146 | 1.0336 |
| Z02 | m | 1.713 | 1.152 | 0.0228 | 101 | 1.6864 |
| Z02 | m | 1.801 | 1.335 | 0.0297 | 116 | 1.8959 |
| Z02 | m | 2.248 | 2.127 | 0.0386 | 102 | 2.8275 |
| Z02 | m | 0.926 | 1.387 | 0.0401 | 177 | 1.6743 |
| Z02 | m | 1.238 | 1.108 | 0.0291 | 145 | 1.4928 |
| Z02 | m | 3.463 | 1.479 | 0.0538 | 156 | 2.5542 |
| Z02 | m | 0.249 | 0.745 | 0.0198 | 178 | 0.8223 |
| Z02 | m | 0.497 | 0.933 | 0.0161 | 110 | 1.0874 |
| Z02 | m | 0.284 | 0.584 | 0.0162 | 178 | 0.6718 |
| Z02 | m | 0.338 | 0.509 | 0.0149 | 180 | 0.6136 |
| Z02 | m | 0.634 | 1.162 | 0.0324 | 177 | 1.3582 |
| Z02 | m | 0.690 | 1.180 | 0.0315 | 167 | 1.3944 |
| Z02 | m | 0.220 | 0.484 | 0.0131 | 175 | 0.5526 |
| Z02 | m | 0.193 | 0.743 | 0.0100 | 93 | 0.8037 |
| Z02 | m | 0.097 | 0.276 | 0.0069 | 167 | 0.3064 |
| Z02 | m | 0.125 | 0.269 | 0.0073 | 175 | 0.3081 |
| Z03 | m | 0.286 | 0.178 | 0.0058 | 161 | 0.2662 |
| Z03 | m | 0.094 | 0.269 | 0.0072 | 175 | 0.2985 |
| Z03 | m | 0.083 | 0.250 | 0.0069 | 185 | 0.2757 |
| Z03 | m | 0.495 | 0.668 | 0.0172 | 155 | 0.8214 |
| Z03 | m | 0.504 | 0.798 | 0.0215 | 167 | 0.9545 |
| Z03 | m | 0.125 | 1.793 | 0.0143 | 58 | 1.8320 |
| Z03 | m | 0.113 | 0.510 | 0.0135 | 183 | 0.5446 |
| Z03 | m | 0.183 | 0.297 | 0.0072 | 151 | 0.3541 |
| Z03 | m | 0.097 | 0.267 | 0.0077 | 192 | 0.2966 |
| Z03 | m | 0.134 | 0.263 | 0.0070 | 170 | 0.3049 |

UO₂^{*}: sum of ThO₂ and UO₂ equivalent of UO₂

Age^a: apparent age

Status shows: m = metamict.

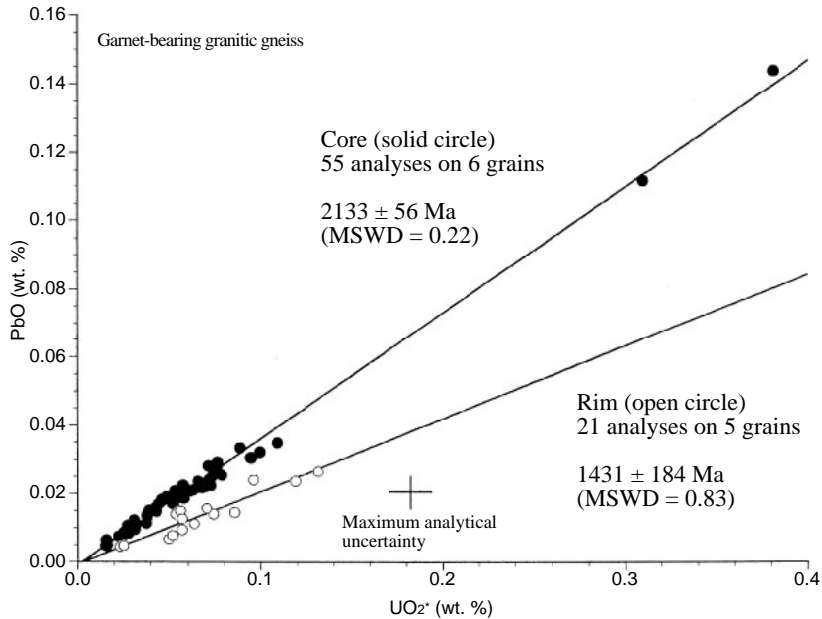


Fig. 2. UO₂^{*} – PbO plot of six zircon grains (grain ID = Z01 – Z06) from the pyrope-rich garnet-bearing granitic gneiss. Solid and open circles represent core and rim parts, respectively.

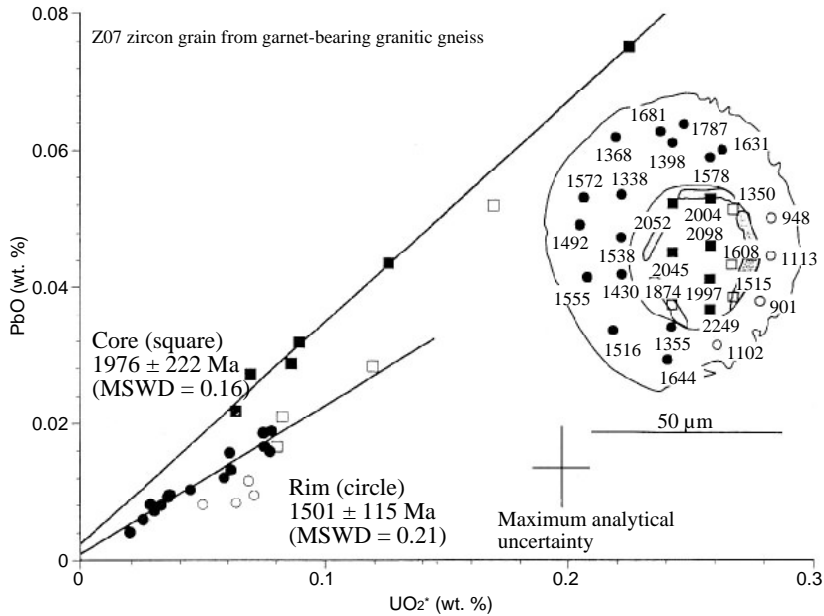


Fig. 3. UO₂* – PbO plot of a zircon grain (grain ID = Z07) from the pyrope-rich garnet-bearing granitic gneiss. Squares and circles represent core and rim parts, respectively. Filled and open marks represent transparent and metamict parts, respectively

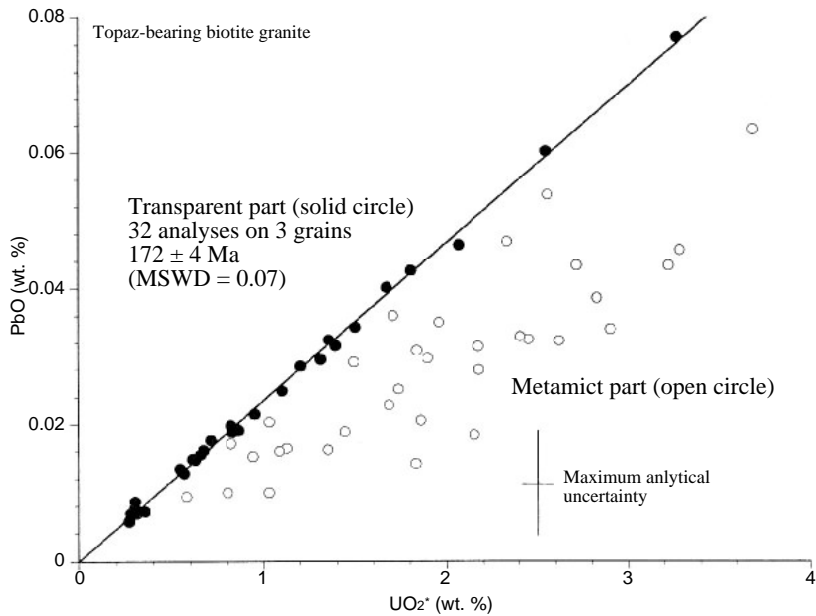


Fig. 4. UO₂* – PbO plot of zircon grains from the granite. Solid and open circles represent transparent and metamict parts, respectively.

(MSWD = 0.16), and those for the rim define an isochron of 1501 ± 115 Ma (MSWD = 0.21). These ages are correlative to the core and rim ages in Fig. 2 within the limit of analytical error. The core age of 2133 ± 56 Ma is interpreted as the time of the protolith formation and the rim age of ca. 1500 Ma as the time of the high-grade metamorphism.

Figure 4 shows the $UO_2^* - PbO$ plots of 65 analyses on 3 zircon grains from the topaz-bearing biotite granite. Data points on transparent portions (solid circle, 32 analyses) are regressed with a single isochron of 172 ± 4 Ma (MSWD = 0.07) with an intercept value of 0.0001 ± 0.0004 . This middle Jurassic age represents the time of the granite emplacement.

DISCUSSION AND CONCLUSION

The Yeoncheon Group in the Imjingang Fold Belt underwent the greenschist to amphibolite facies metamorphism of the kyanite-sillimanite type (Na, 1979). The protolith age was determined as 824 ± 143 Ma (MSWD = 9.9) for amphibolite by the Sm-Nd whole-rock isochron method (Ree et al., 1996). Ree et al. (1996) also reported mineral isochron ages of 249 ± 3 Ma (Sm-Nd) and 221 ± 31 Ma (Rb-Sr). Cho et al. (1996) obtained a CHIME monazite age of 255 ± 8 Ma from kyanite-staurolite-garnet schist from the upper part of the Yeoncheon Group. These mineral ages agree well with one another within analytical error, and suggest that regional metamorphism in the Imjingang Fold Belt occurred during Permian – Triassic time.

The garnet-bearing granitic gneiss from the Samilpo region, as stated above, formed at 2133 Ma and underwent a high-grade metamorphism at ca. 1500 Ma. Outermost portions of individual zircon grains yield apparent ages younger than 1500 Ma, but none is younger than ca. 900 Ma (Figs. 2 and 3). It, therefore, is hard to consider that metamorphic rocks in the Samilpo region underwent the Permian-Triassic metamorphism. The core age of 2133 Ma and rim age of ca. 1500 Ma are correlative to the isotopic ages for gneisses in the Gyeonggi Gneiss Complex so far reported (Gaudette and Hurley, 1973; Hurley et al., 1973; Lan et al., 1995; Turek and Kim, 1996); the metamorphic rocks in the Samilpo region are regarded as the basement gneiss complex in the Gyeonggi Massif.

A question, here, arises regarding the eastern end of the Imjingang Fold Belt. A clear Permian – Triassic metamorphism of post-middle Proterozoic sediment can be traced eastward up to the Hwacheon area. Although paragneisses in this area have been regarded to be the Archean – early Proterozoic, the sillimanite-garnet gneiss gives a CHIME monazite age of 245 ± 3 Ma, and a monazite grain contains ca. 1700 Ma core of detrital origin (Cho et al., 1996). Since Na (1979) reported kyanite in addition to sillimanite, the metamorphic rocks in the Hwacheon area are regarded as the eastward continuation of the Yeoncheon Group. Judging from these geochronological data, we consider that the Imjingang Fold Belt does not extend to the east coast of the Korean Peninsula.

ACKNOWLEDGMENTS

We thank Drs. U. C. Chwae and D. L. Cho of KIGAM for their discussion of the geologic setting of the Korean Peninsula, and Dr. K. Shibata of Nagoya Bunri College and an anonymous reviewer for their thoughtful comments. We also thank Mr. S. Yogo of Nagoya University for his excellent technical assistance.

REFERENCES

- Cho, D. L., Kwon, S. T., Ree, J. H. and Nakamura, E. (1995) High pressure amphibolite of the Imjingang belt in the Yeoncheon-Cheongok are. *J. Petrol. Soc. Korea*, **4**, 1 – 19.
- Cho, D. L., Suzuki, K., Adachi, M. and Chwae, U.-C. (1996) A preliminary CHIME age determination of monazites from metamorphic and granitic rocks in the Gyeonggi Massif, Korea. *J. Earth Planet. Sci., Nagoya Univ.*, **43**, 49 – 65.
- Chwae, U.-C., Choi, S. J., Park, K. H. and Kim, K. B. (1996) Explanatory text of the geological map of Cheolwon-Majeonri sheets (scale 1:50,000). Korea Inst. Geol. Mining and Materials, 1 – 31.
- Cluzel, D. (1992) Ordovician bimodal magmatism in the Ogcheon belt (South Korea): Intracontinental rift related volcanic activity. *J. Southeast Asian Earth Sci.*, **7**, 195 – 209.
- Cluzel, D., Lee, B. J. and Cadet, J. P. (1991) Indosinian dextral ductile fault system and synkinematic plutonism in the southwest of the Ogcheon belt (South Korea). *Tectonophysics*, **194**, 131 – 152.
- Ernst, W. G., Liou, J. G. and Harker, B. R. (1994) Petrotectonic significance of high- and ultrahigh-pressure metamorphic belts: Inferences for subduction zone history. *Int. Geol. Rev.*, **36**, 213 – 237.
- Gaudette, F. E. and Hurley, P. M. (1973) U-Pb zircon age of Precambrian basement gneiss of South Korea. *Geol. Soc. Am. Bull.*, **84**, 2305 – 2306.
- Hurley, P. M., Fairbairn, H. W., Pinson, Jr., W. H. and Lee, J. H. (1973) Middle Precambrian and older apparent age values in basement gneiss of South Korea, and relations with Southwest Japan. *Geol. Soc. Am. Bull.*, **84**, 2229 – 2303.
- Lan, C. N., Lee, T., Zhou, X. H. and Kwan, S. T. (1995) Nd isotopic study of Precambrian basement of South Korea: evidence for early Archean crust? *Geology*, **23**, 249 – 252.
- Lee, D. S., Lee, H. Y., Nam, K. S. and Yang, S. Y. (1974) Explanatory text of the geological map of Chucheon sheet (scale 1:50,000). Geol. and Mineral Inst. Korea, 1 – 9.
- Liu, X. (1993) High-P metamorphic belt in central China and its possible eastward extension to Korea. *J. Petrol. Soc. Korea*, **2**, 9 – 18.
- Na, K. C. (1977) The geology and granitization of northeastern Gyeonggi Massif. *Res. Rev. Chungbuk Univ.*, **15**, 57 – 66.
- Na, K. C. (1979) Regional metamorphism in Gyeonggi Massif with comparative studies between Yenchen and Okcheon metamorphic belts (II). *J. Geol. Soc. Korea*, **15**, 67 – 88.
- Na, K. C. and Lee, D. J. (1973) Preliminary age study of the Gyeonggi metamorphic belt by the Rb-Sr whole rock method. *J. Geol. Soc. Korea*, **19**, 168 – 174.
- Ree, J.-H., Cho, M., Kwon, S.-T. and Nakamura, E. (1996) Possible eastward extension of Chinese collision belt in South Korea: The Imjingang belt. *Geology*, **23**, 1071 – 1074.
- Ri, J. N. and Ri, J. C. (1990) Geological constitution of Korea. Industrial Publishing House, **6**, 216pp.
- Suzuki, K. and Adachi, M. (1991a) Precambrian provenance and Silurian metamorphism of the Tsubonosawa paragneiss in the South Kitakami terrane, Northeast Japan, revealed by the chemical Th-U-total Pb isochron ages of monazite, zircon and xenotime. *Geochem. J.*, **25**, 357 – 376.

- Suzuki, K. and Adachi, M. (1991b) The chemical Th-U-total Pb isochron ages of zircon and monazite from the Gray Granite of the Hida terrane, Japan. *J. Earth Sci., Nagoya Univ.*, **38**, 11 – 37.
- Suzuki, K. and Adachi, M. (1994) Middle Precambrian detrital monazite and zircon from the Hida gneiss on Oki-Dogo Island, Japan: their origin and implications for the correlation of basement gneiss of Southwest Japan and Korea. *Tectonophysics*, **235**, 277 – 292.
- Suzuki, K., Adachi, M. and Kajizuka, I. (1994) Electron microprobe observations of Pb diffusion in metamorphosed detrital monazites. *Earth Planet. Sci. Lett.*, **128**, 391 – 405.
- Suzuki, K., Adachi, M. and Tanaka T. (1991) Middle Precambrian provenance of Jurassic sandstone in the Mino terrane, central Japan: The Th-U-total Pb evidence from an electron microprobe monazite study. *Sediment. Geol.*, **75**, 141 – 147.
- Turek, A. and Kim, C. B. (1996) U-Pb zircon ages for Precambrian rocks in southwestern Ryeongnam and southwestern Gyeonggi Massifs, Korea. *Geochem. J.*, **30**, 231 – 249.
- Yin, A. and Nie, S. (1993) An indentation model for the North and South China collision and the development of the Tan-Lu and Honam fault system, east Asia. *Tectonophysics*, **12**, 801 – 813.